



SOUTH OF ENGLAND

Event Centre

SPACE FOR SUCCESS







# WELCOME TO THE SOUTH OF ENGLAND EVENT CENTRE

Nestled in the heart of Sussex, surrounded by quaint villages and breath-taking countryside, yet just 11 miles from London Gatwick Airport, 36 miles from London and 20 miles from Brighton, the South of England Event Centre provides the ideal venue for any occasion.

With five dedicated indoor venues housing ten different versatile spaces, and outdoor sites available to hire across our 150-acre estate, we can provide the perfect sized event space tailored just for you.

Public, private and corporate events have all been held in our grounds. From parties to proms, training seminars, conferences and exhibitions, team building and activity days, to motor shows, outdoor track and equestrian competitions, and more, the sheer adaptability of the event centre and potential for growth gives you the 'Space for Success'.

From intimate meetings to large-scale adaptable spaces, here's a snapshot of our available spaces.



# Spaces available to hire:

## Norfolk Pavilion

Suitable for small to medium-sized exhibitions, with a total footage of 1,100m<sup>2</sup>, this space comprises five spacious rooms set over two floors.

- Kleinwort Room
- Ardingly Room
- Lower Queens Room
- Upper Queens Room
- Balcombe Room

## Lindfield Suite

Most commonly used for smaller events and business meetings, the rooms provide the space for up to 30 guests.

- Lower Meeting Room
- Upper Meeting Room

## Queen's Jubilee Hall

Suitable for large scale events and exhibitions this 1,130m<sup>2</sup> space can be configured to sit 1,250 people theatre style or 650 people banqueting.

## Abergavenny Building

The largest indoor venue on the site, the 3,300m<sup>2</sup> of sand covered floor space can be used for a plethora of large-scale events.

## Stockman's Building

This facility offers an area of 420m<sup>2</sup> across two rooms with integral catering facilities. Perfect for smaller gatherings or as an add on when hiring larger scale facilities here.

## Outdoor Enclosures

Ranging from 162m<sup>2</sup> to 1,728 m<sup>2</sup> we have all-weather outdoor options for your occasion. These include:

- NFU Barn
- Robins Building
- Young Farmers' Building

## Ground Hire

Thinking of hosting a concert, want a large open space or even grounds for a marquee? We can help with that too. Our vibrant 150-acre estate means we can provide the vast area you need. What's more, we have on-site car parking for up to 6,000 vehicles and dedicated bays for coaches.

*All hireable spaces are subject to availability.*

The South of England Event Centre is a wholly owned subsidiary of the South of England Agricultural Society.

All the profits generated from our venue hire go directly towards supporting our charitable work to fund and support agricultural education and countryside learning. We're also proud to have a 'zero' to landfill policy with all our waste recycled or converted to energy.



# Key Regional Facts

The South of England Event Centre is positioned at the heart of the Gatwick Diamond economic zone in the Mid Sussex district within West Sussex, with a large proportion of the population of the South East of England within easy reach.

## CONNECTIVITY

**5** miles from Haywards Heath Train Station

**6** miles from M23

**11** miles from Gatwick Airport

**20** miles from Brighton

**36** miles from Central London



## SETTING



Green Sussex Countryside

## MID SUSSEX\*

**147,000**

Population

**0.5%**


Unemployment

**7,300**

Businesses



## GATWICK DIAMOND\*\*



**12 million**

people live within one hour's drive

Economy

**£24**

**680,000**

Population

**45,000**

Businesses

**billion**

(Gross Value Added)

## WEST SUSSEX\*\*\*



**844,000**

Population

Economy

**£22**

**42,000**

Businesses

**billion**

## VISITOR ECONOMY\*\*\*\*



**24.3 million**

Visitors

**£2.1 billion**

Value

## INCOME



Surrey, East & West Sussex has Gross Disposable Household Income per head of

**£19,410**

(2nd highest in UK behind Inner London) (Office for National Statistics 2011)

South East of England has 2nd highest Gross Disposable Household Income per head of

**£22,568**

behind London (Office for National Statistics 2017)

\*Mid Sussex District Council Economic Profile 2018 | \*\*Gatwick Diamond Business January 2020 | \*\*\*West Sussex County Council Economic Growth Plan May 2018  
\*\*\*\*Source: Experience West Sussex Visitor Economy 2019 Cambridge Model Impact Research published 2020.



# Capacity Chart

	THEATRE	CABARET	U SHAPE	BOARD ROOM	DINING	DANCE FLOOR	SQ M	DIMENSIONS
<b>NORFOLK PAVILION</b>								
ARDINGLY	400	150	-	-	350	300	462	33m x 14m
BALCOMBE	300	90	-	-	180	160	336	42m x 8m
KLEINWORT	90	48	30	40	80	-	120	8.5m x 14m
UPPER QUEEN'S	60	30	26	30	60	-	86	9m x 9.6m
LOWER QUEEN'S	60	30	24	28	50	-	71	8.5m x 8.4m

	THEATRE	CABARET	U SHAPE	BOARD ROOM	DINING	DANCE FLOOR	SQ M	DIMENSIONS
<b>LINDFIELD SUITE</b>								
UPPER LINDFIELD	40	-	20	20	-	-	81	12.5m x 7.1m
LOWER LINDFIELD	-	-	-	10	-	-	32	6m x 5.3m

	THEATRE	CABARET	U SHAPE	BOARD ROOM	DINING	DANCE FLOOR	SQ M	DIMENSIONS
<b>ADDITIONAL SPACES</b>								
QUEEN'S JUBILEE HALL	1250	*	*	*	650	*	1130	Front 30m x 25m Back 20m x 19m
ABERGAVENNY BUILDING	*	*	*	*	*	*	3300	110m x 30m
STOCKMAN'S BUILDING	*	*	*	*	*	*	360	24m x 10m + 12m x 10m
ROBINS BUILDING	*	*	*	*	*	*	1728	48m x 36m
YFC BUILDING	*	*	*	*	*	*	360	24m x 15m
NFU BARN	*	*	*	*	*	*	162	18m x 9m

\*Capacity information can be provided for these spaces dependent on the details of your event.





# Norfolk Pavilion

## Contemporary, elegant and fully customisable

The Norfolk Pavilion is a light, classically-styled and welcoming function suite overlooking our beautiful showground. This versatile venue of 1,100m<sup>2</sup> comprises five spacious rooms set over two floors. Rooms can be hired on their own or in conjunction with adjacent areas to suit your needs. The adjacent car park has space for 200 vehicles, plus access to a further 6,000 spaces in total.

## Perfect for:

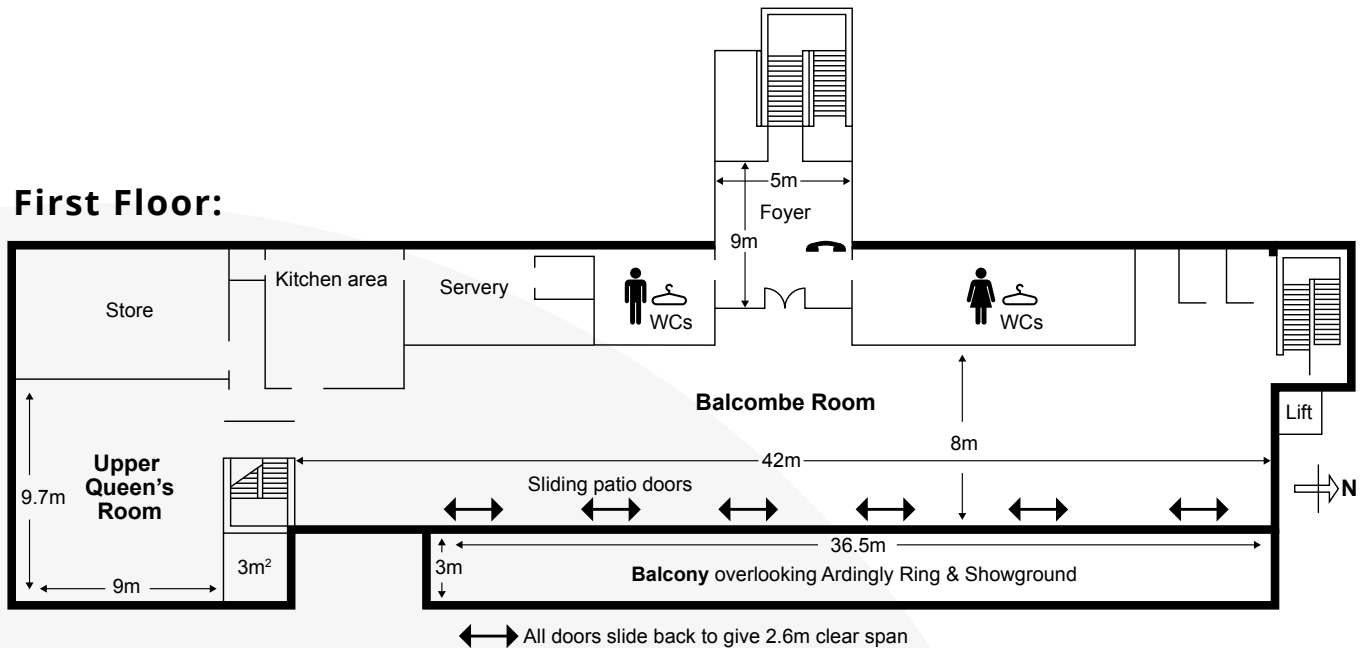
- Exhibitions
- Parties
- Trade Fairs
- Banqueting
- Conferences
- Meetings



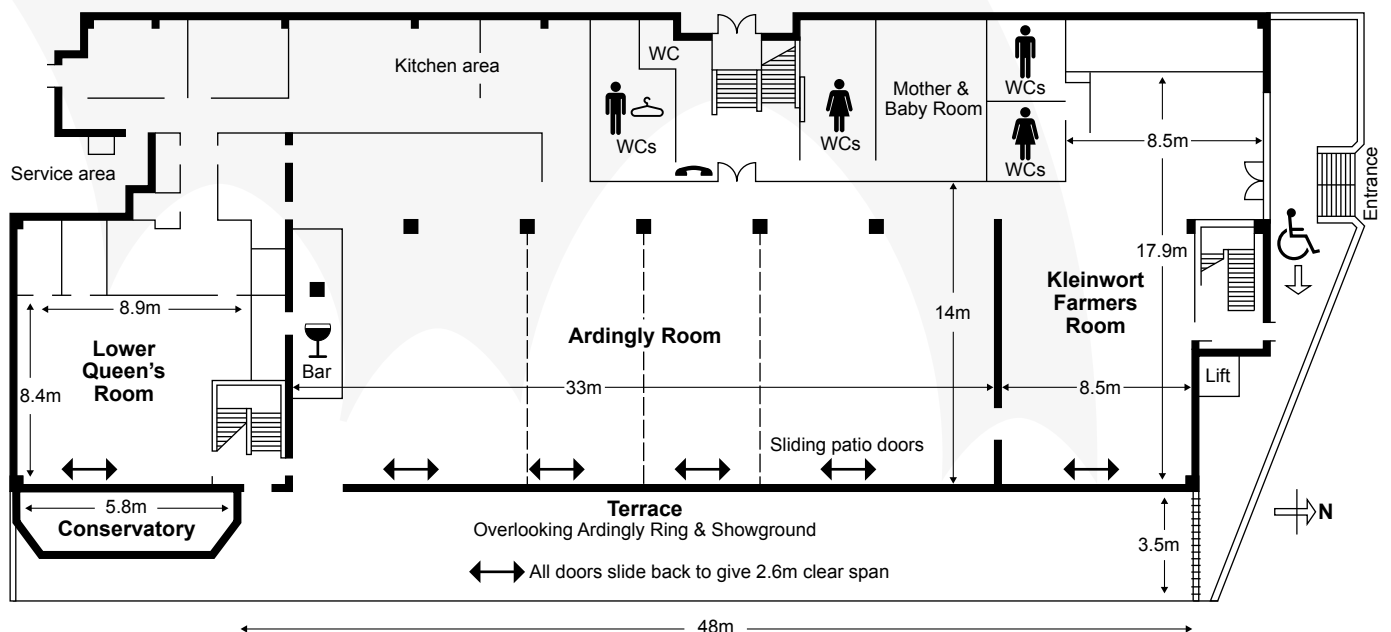
# Key information:

- PA & Audio system
- Mobile dance floor & stage
- Disabled access & parking
- AV equipment
- Toilet facilities including accessible toilet
- Lift
- Mother & baby room
- Integral bar
- Dimmer lighting
- Ceiling height:
  - Ground floor: 2.5m – 2.8m
  - First floor: 2.2m – 3.1
  - Balcony: 2.4m

## First Floor:



## Ground Floor:







# Kleinwort

## KLEINWORT ROOM

A bright meeting and event space (120m<sup>2</sup>) which benefits from its own private access. Patio doors lead to a paved terrace, lawn and scenic outdoor activity space. It's also accessible to disabled guests. The room inter-connects with the Ardingly Room should you need extra space.

## Key information:

- Dimensions – 8.5m x 14m
- Toilet facilities
- Parking adjacent for 200+ cars
- Ceiling height – 2.50m (min.)  
2.80m (max.)
- Access doors – 2.20m (H) x  
2.85m (W)
- Floor loadings – 5Kn M

## Perfect for:

- Mid-sized weddings
- Private parties
- Business meetings
- Receptions
- Training days
- Intimate catered functions

## Capacity:

Theatre style: **90**

Banqueting: **80**

Cabaret: **48**







# Ardingly

## ARDINGLY ROOM

This bright and airy event space (462m<sup>2</sup>) can accommodate a huge range of functions. It offers direct access to a paved terrace overlooking our showground, lawn and outdoor activity space and is fully accessible for disabled guests. The space can be divided for smaller meetings or break-out areas.

With an integral bar for parties and wedding receptions, there's also plenty of room for a dance floor.

## Key information:

- Dimensions – 33m x 14m
- Modern toilets
- Bar and kitchen
- Parking adjacent for 200+ cars
- Ceiling height – 2.50m (min.) 2.80m (max.)
- Access doors – 2.20m (H) x 2.85m (W)
- Floor loadings – 5Kn M

## Perfect for:

- Conferences
- Exhibitions
- Award ceremonies
- Trade shows
- Weddings
- Any large event

## Capacity:

Theatre style: **400**

Banqueting: **350**

Cabaret: **150**





# Lower Queens

## LOWER QUEENS ROOM

A self-contained meeting and function room (71m<sup>2</sup>) with direct access to a paved terrace and lawn which benefits from plenty of natural daylight. It is fully accessible to disabled guests. The room works well as a break-out space or VIP room for functions in the Ardingly Room.

### Perfect for:

- Business meetings
- Private lunches
- Small dinner parties
- Training days

### Capacity:

Theatre style: **60**

Banqueting: **50**

Cabaret: **30**

## Key information:

- Dimensions – 8.5m x 8.4m
- Toilet facilities
- Parking adjacent for 200+ cars
- Ceiling height – 2.50m (min.) 2.80m (max.)
- Access doors – 2.20m (H) x 2.85m (W)
- Floor loadings – 5Kn M







# Balcombe Room

## BALCOMBE ROOM

This large event space (336m<sup>2</sup>) really is a room with a view! Suitable for a range of uses, it leads to a balcony with sliding doors and panoramic views over our stunning showground and surrounding countryside. With an adjacent kitchen, this space works well as dining space or cafe for events held in the Ardingly Room below.

## Key information:

- Dimensions – 42m x 8m
- Integral toilets
- Accessible by lift including disabled access
- Parking adjacent for 200+ cars
- Ceiling height – 2.20m (min) 3.1m (max)
- Access doors – 2.20m (H) x 2.85m (W)
- Floor loadings – 5Kn M

## Perfect for:

- Business meetings
- Presentations
- Weddings
- Large functions

## Capacity:

Theatre style: **300**  
Banqueting: **180**  
Cabaret: **90**







# Upper Queens

## UPPER QUEEN'S ROOM

This bright and spacious hospitality area (86m<sup>2</sup>) has plenty of natural daylight with breath-taking views over the grounds and surrounding countryside. Benefiting from its own entrance, this is a self-contained meeting room. Accessible by lift via the adjacent Balcombe Room, it works well as break-out space for large conferences in the Ardingly Room.

## Key information:

- Dimensions – 9m x 9.6m
- Disabled access via lift
- Parking adjacent for 200+ cars
- Ceiling height – 2.40m (min.) 5.00m (max.)
- Access doors – 2.20m (H) x 2.85m (W)
- Floor loadings – 5Kn M

## Perfect for:

- Private parties
- Smaller catered events
- Business meetings

## Capacity:

Theatre style: **60**

Banqueting: **60**

Cabaret: **30**





# Lindfield Suite

## UPPER LINDFIELD SUITE

Offering a bright, contemporary and completely self-contained business suite, this setting provides 80.65m<sup>2</sup> of space that can be configured into classroom, boardroom or theatre-style layouts to suit your requirements. With floor to ceiling windows, the view over our stunning showground offers all the inspiration you need for a successful day out. Adjacent to a modern kitchen with full tea and coffee making facilities.

### Perfect for:

- Meetings
- Training days
- Seminars

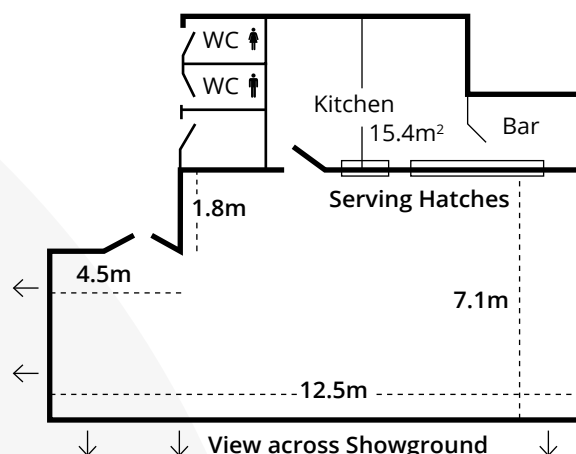
### Capacity:

Theatre style: **40**

Boardroom: **20**

## Key information:

- Dimensions – 12.5m x 7.1m less entrance 1.8m x 4.5m
- Ceiling height – 2.35m
- Parking – adjacent for 200+ cars



## LOWER LINDFIELD SUITE

This space (31.8m<sup>2</sup>) is suitable as a break-out area for meetings in the Upper Lindfield Suite or small scale business meetings and interviews with a capacity of 10. Dimensions – 6m x 5.3m







# Queen's Jubilee Hall

24/07/2014

## A blank canvas of endless possibilities

The Queen's Jubilee Hall is a flexible indoor space that can be configured to suit almost any requirements. Ideal for large scale events, and complete with all the on-site facilities you need to accommodate visitors in large numbers, this purpose built event space provides everything you need to host a memorable public or private event.



## Perfect for:

- Exhibitions
- Parties
- Trade fairs
- Large scale events

## Capacity:

Theatre style: **1250**

Banqueting: **650**

Cabaret: **400**

## 1,130m<sup>2</sup>

of floor space



# Key information:

- **Dimensions**

30m x 25m (Front Area)

20m x 19m (Back Area)

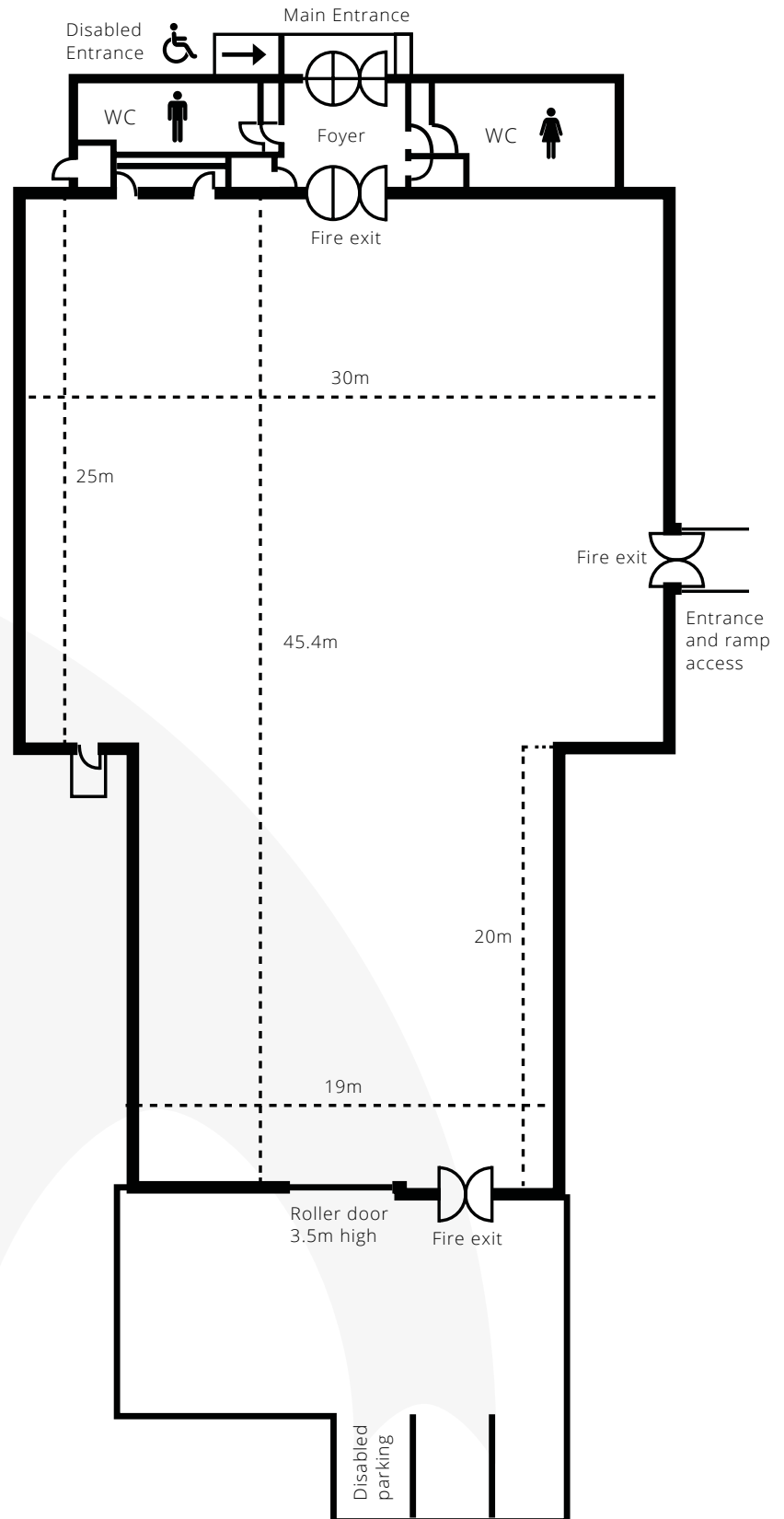
- **Ceiling height**

4.35m

- **Access doors**

Roller shutter doors  
3.5m H x 4.6m W

- Disabled access and parking
- Parking adjacent for 200 vehicles on hard standing
- Further parking available on site
- Foyer with toilets and baby changing
- Small kitchen
- Ramp access





# Abergavenny Building

## Space in abundance

This building is one of the largest indoor event venues in the South of England, with 3,300m<sup>2</sup> of sanded floor space. Frequently utilised as a leisure and sporting arena for events, the space benefits from two sand schools next to the building.

Flooded with natural light from the skylights above and with great natural acoustics, this arena really is immense in scale. The building is a purpose-built space for events that require vehicle access, with plenty of parking nearby and all-weather protection for year-round use.

## Perfect for:

- Large exhibitions
- Auctions
- Dog shows
- Equestrian & livestock events
- Drive-in movies
- Trade shows
- Jamborees and all weather music events



# Key information:

- **Dimensions**

110m x 30m

- **Ceiling height**

6m at north end;  
7m at south end

- **Access doors**

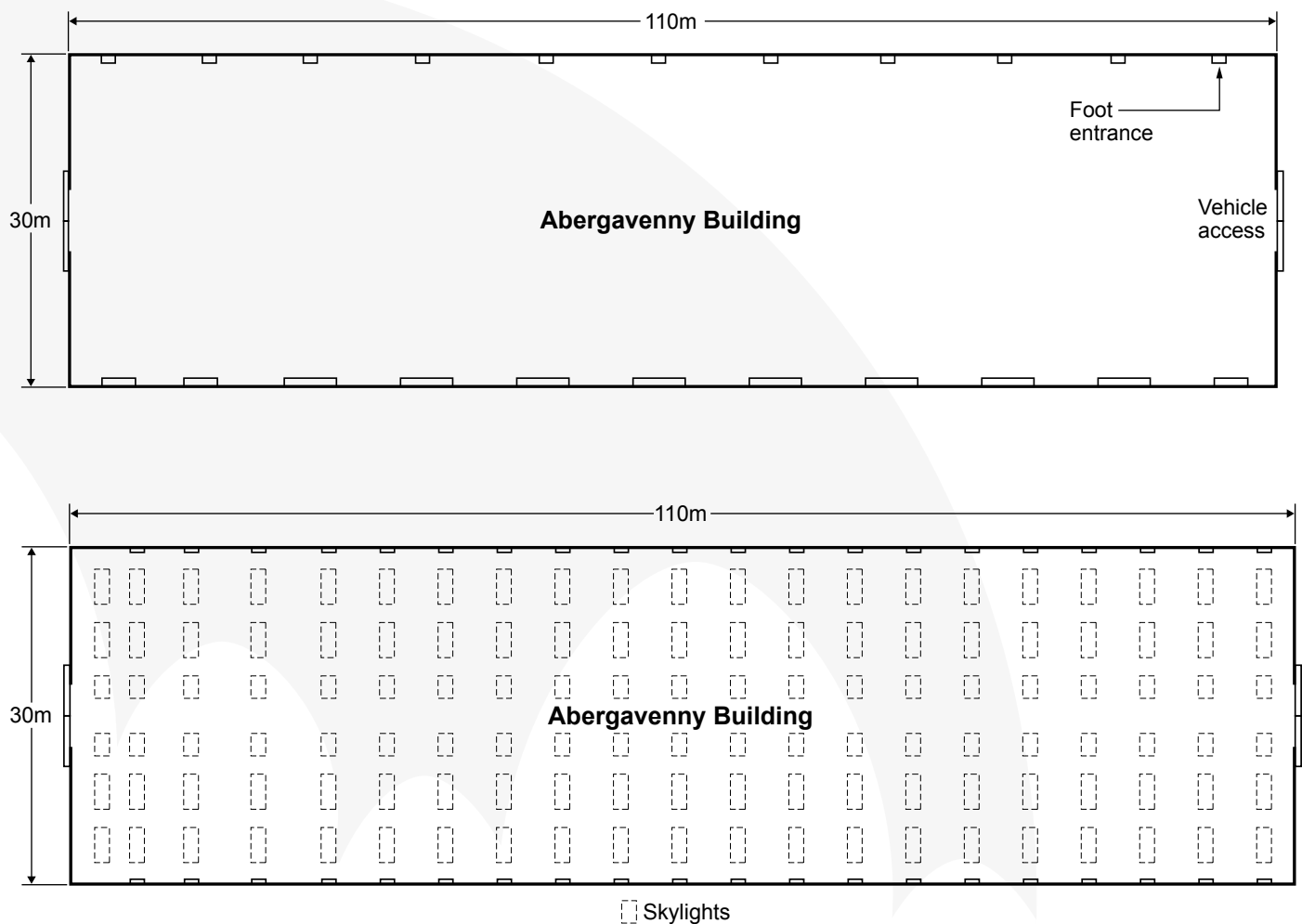
13 double doors  
& 11 single doors

- **Floor**

Compressed sand

- Disabled access

- Parking adjacent  
for 200 vehicles







# Stockman's Building

## A FUNCTIONAL ADDITION

This building (420 m<sup>2</sup>) offers two rooms with integral catering facilities, and is perfect when hired in conjunction with the Abergavenny Building and Queen's Jubilee Hall, as an additional space for large scale events.

## Key information:

### Perfect for:

- Small exhibitions
- Displays
- Group meetings
- Fairs

### Capacity:

Theatre style: **90**

Banqueting: **80**

Cabaret: **48**

- Dimensions – large room 24m x 10m; small room 12m x 10m; kitchen 6m x 10m
- Disabled access

- Parking adjacent for 200 vehicles
- Ceiling height – 4m at highest point
- Access doors – 5



# Map of Showground

## A BEAUTIFUL GREEN SPACE TO REFLECT YOUR VISION

At the heart of our venue lies our enclosed 50-acre, purpose-built grass showground surrounded by a further 100-acre cross-country course and woodland, with a car park for up to 6,000 vehicles. The showground is connected by an internal roadway, capable of hosting up to 1,000 exhibitor stands and up to 30,000 visitors per day.

Whatever the scale of your event and whatever the focus, our showground makes the ideal venue for every occasion. Offering a truly adaptable space that can be dressed to suit your vision, we've hosted fairs, exhibitions, scout camps, team building activities, car rallies, product launches and concerts.





# Outdoor spaces

## NFU BARN

### A compact all-weather option

As a part-steel framed covered building (162m<sup>2</sup>) with roller shutters, this building is ideally suited to small displays or as a break-out area when used in conjunction with some of our other spaces for larger events.

### Perfect for:

Additional space as part of a larger event package

### Key information:

- Dimensions – 18m x 9m
- Disabled access
- Parking adjacent for 200 vehicles
- Ceiling height – 4.5m
- Access doors – open fronted building with Galebreaker Blind option & 2 doors
- Concrete floor

### Building sizes:

#### NFU BARN

18mx9m  
162 sq mtrs

#### ROBINS BUILDING

48mx36m  
1728 sq mtrs

#### YOUNG FARMERS BUILDING

24mx15m  
360 sq mtrs



# ROBINS BUILDING

## All-weather event space

The Robins Building is a large, open-sided space (1,728 m<sup>2</sup>) which comes into its own during the warmer months, when you need a guarantee against the rain. The space measures 48mx36m and is ideal for large-scale events. It can also be hired in conjunction with other options.

### Perfect for:

- Food courts
- Livestock shows
- Car shows
- Fairs

## Key information:

- Dimensions – 48m x 36m
- Disabled access
- Parking adjacent for 200 vehicles
- Ceiling height – 6m
- Access doors – open fronted building
- Tarmac floor

# YOUNG FARMERS BUILDING

## An adaptable all-weather option

The Young Farmers' Building is a hard-standing covered area (360m<sup>2</sup>) suitable for a wide range of events, especially when used in conjunction with the adjacent Robins Building.

### Perfect for:

- Livestock events
- Exhibitions
- Fairs

## Key information:

- Dimensions – 24m x 15m
- Disabled access
- Parking adjacent for 200 vehicles
- Ceiling height – 3.8m at highest point
- Access doors – open-fronted building with a double & single door to rear
- Small kitchen
- Galebreaker Blind option for front of building to protect against the weather



# Equestrian Facilities

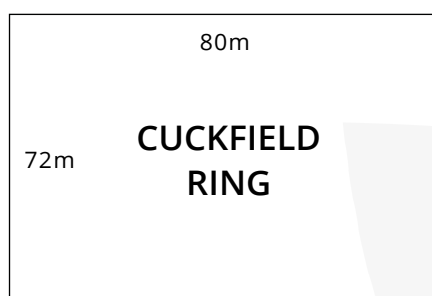
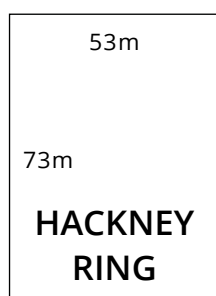
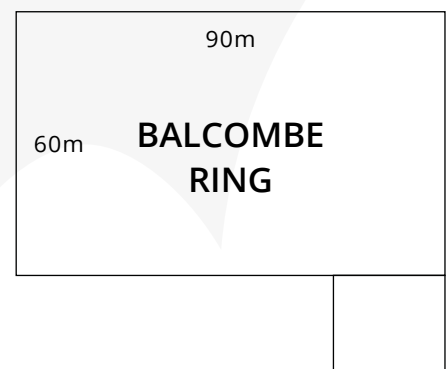
## SUPERB OUTDOOR HIRE OPTIONS FOR ANY EQUESTRIAN EVENT

The South of England Event Centre is one of the leading venues in the South East for equestrian events. Our facilities include four grass show rings, three all-weather arenas, one outdoor sand school, a cross-country course and 45 stables. There is also extensive parking for visitors' cars and horseboxes.

Our events team have experience in organising equestrian events and understand the logistical requirements of staging shows and competitions so you can rest assured you're in good hands when you book with us.

### Perfect for:

- Equestrian and livestock shows
- Displays
- Competitions
- Training





# Toilet Facilities

TOILET BLOCK	MENS	LADIES	DISABLED	BABY CHANGE	SHOWERS
<b>NORFOLK PAVILION</b>					
Kleinwort Farmers Room	4 urinals 2 wcs	3	1 (1 x NB)	1 (1 x NB)	
Ardingly Room	6 urinals 4 wcs	16			
Balcombe Room	4 urinals 4 wcs	12			
Lower Queens	2 wcs				
Upper Queens	1 wc				
<b>BRICK BLOCK</b>	6 urinals 6 wcs	11			4
<b>ECO BLOCK</b>	7 urinals 4 wcs	14	1	1 (1 x NB)	2 + 1 disabled
<b>RED BLOCK</b>	6 urinals 3 wcs	12	1	1 (2 x NB)	4
<b>BLUE BLOCK</b>	3 urinals 4 wcs	9	1		
<b>QUEEN JUBILEE HALL</b>	8 urinals 3 wcs	10	1	1 (2 x NB)	
<b>RANK LODGE</b>	4 toilets and 2 showers – unisex				

## Summary:

44 urinals	5 disabled
33 mens wc	7 baby change
87 ladies wc	4 unisex wc





# Event Planning Services

## Catering

Whatever your event our catering partners Hardings Catering will work alongside you to create a delightful dining experience for your guests. Specialising in all aspects of function catering, from simple breakfast buffets to lavish evening banquets, we can work with you to develop bespoke options to meet your individual requirements. [Click here](#) to find out more.

For large-scale events, we also have established links with a wide range of mobile catering suppliers which specialise in providing on-site gourmet food to cater for all tastes.

## Accommodation

Rank Lodge offers basic and cost effective accommodation on-site for 60 people, with 1 bunk (2 beds) in each room with toilets & a shower on each floor and parking.

We also have a list of local accommodation, [click here](#) to view.

## Other Event Services

We have worked with events of many different shapes and sizes – whatever your requirement, get in touch with the team and we can put you in touch with local and recommended companies to help you host a successful event.

T: 01444 892048

@SouthEngEvents



SOUTH OF ENGLAND  
**Event Centre**  
SPACE FOR SUCCESS